

HT 400 TIMBER/ALUMINIUM ENTRANCE DOOR

HT 400 SQUARE-EDGED OUTSIDE AND INSIDE



Outside view



Inside view

Thermal insulation
(in W/m^2K)



U_D as low as 0.73

Sound reduction
(in dB)



up to 33

Security



up to WK 2

Design style

home pure

home soft

ambiente

Characteristics

- Exposed door hinges
- Profiled glass frame



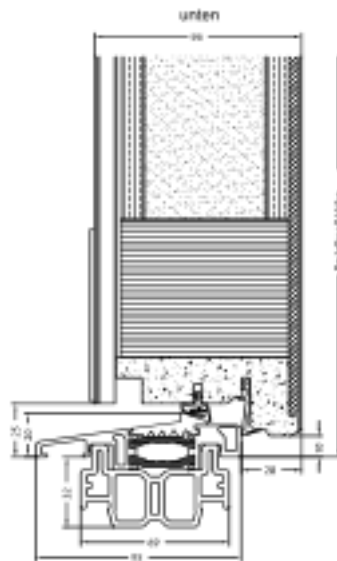
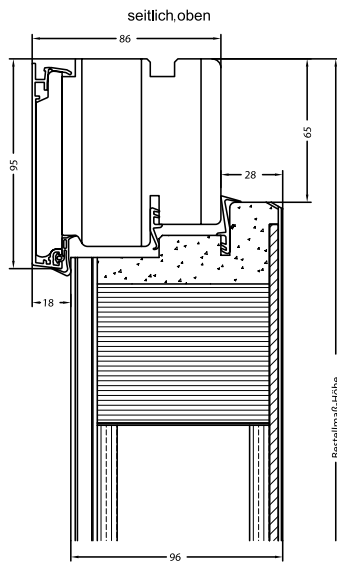
Thermal foam insulation for high thermal insulation

Square-edged design inside and outside

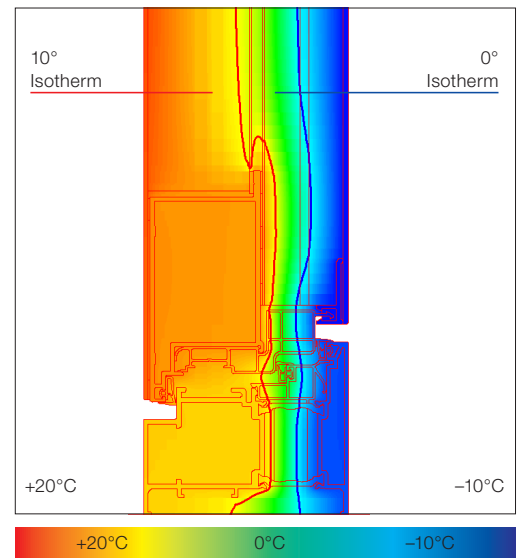
Construction depth 85.5 mm

TIMBER/ALUMINIUM ENTRANCE DOOR HT 400

Sections



Isotherm



Door models



HT400-17-020



HT400-17-021



HT400-17-022



HT400-17-012



HT400-17-014



HT400-17-030



HT400-17-032



HT400-17-033



HT400-17-035

Online door designer



Internorm Window UK

Unit D, Colindale Business Park
2-10 Carlisle Road, NW9 0HN, London
Tel.: +44 (0) 208 205 9991

Email: office@internorm.co.uk