




## KS 430 UPVC & UPVC/ALUMINIUM LIFT-SLIDING DOOR



### PROPERTIES

	<b>Thermal insulation</b> $U_w$ as low as 0.64 W/(m <sup>2</sup> K)
	<b>Sound reduction</b> up to 43 dB
	<b>Security</b> RC1N, RC2



Experience KS 430 interactively now



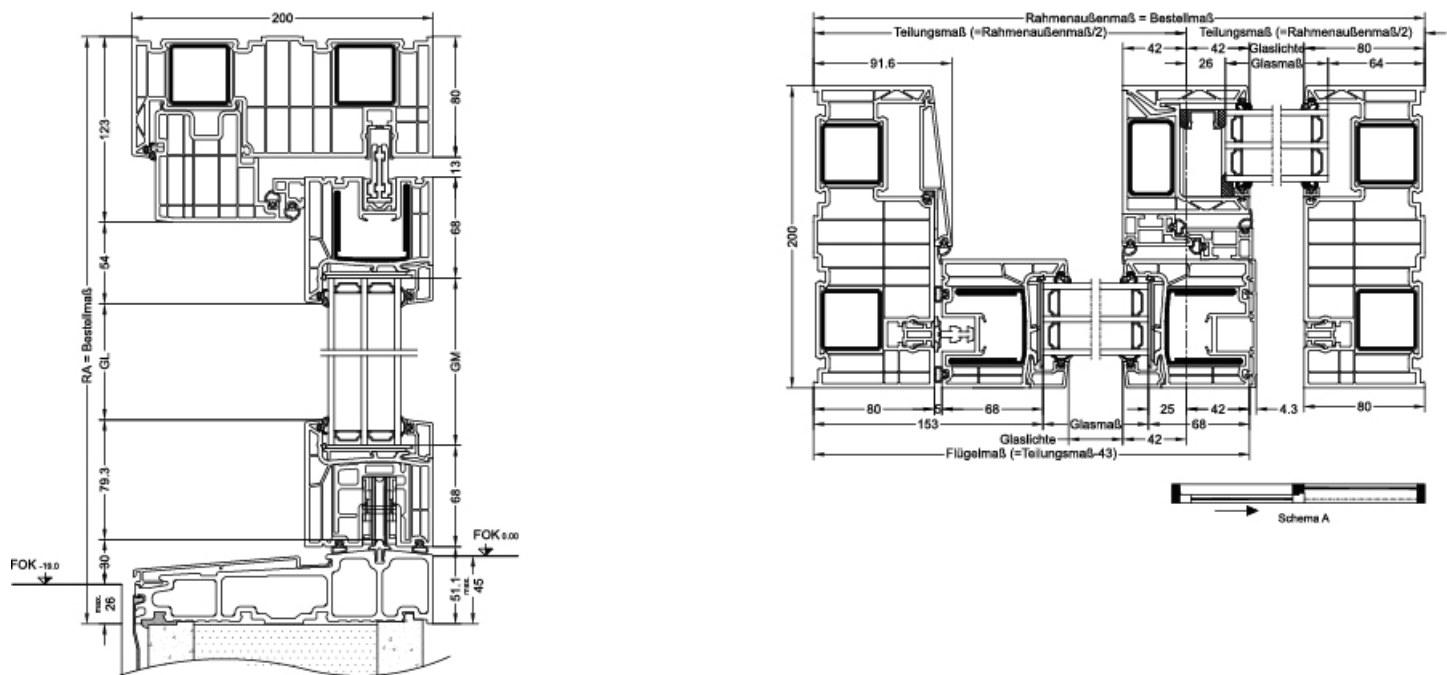
### KS 430

Lift-sliding doors are the perfect link between inside and outside. The low threshold ensures comfortable passing and is best suited for barrier-free building. Toughened panes are used as standard and protect from injuries when glass breaks. The standard handle damper ensures gentle return of the handle. If the lift-sliding door is combined with fixed glazing, large glass areas are created which make your rooms appear even more imposing and spacious (upon request also available with sash imitation).

**NEW**

Comfort Drive – the electric drive for convenient opening and closing of your lift-sliding door.

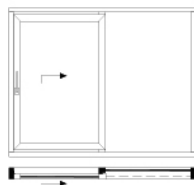
Sections



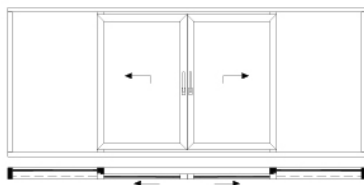
Designs/technical information

- **Scheme A:** sash/ fixed glazing
- **Scheme C:** fixed glazing/sash/sash/ fixed glazing
- **Scheme G:** fixed glazing/sash/ fixed glazing
- **Scheme K:** sash/ fixed glazing/sash
- Can be coupled with KF 410, KF 405, KF 500, KV 440
- 2 glazing thicknesses available (48 and 54 mm)
- Turn handle with or without recessed handle or turn handle with lockable cylinder on both sides with scheme A and C
- Half cylinder (inside) with scheme G
- Complete Internorm colour and glass range

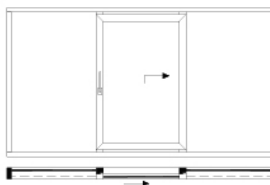
Scheme A




Scheme C



Scheme G



Scheme K



Values

Glass buildup	GC	Spacer	Coating	U <sub>g</sub>	g	Psi	U <sub>w</sub>	Thermal certif.	R <sub>w</sub>	U	C <sub>tr</sub>	Sound certif.
4b/18Ar/4/18Ar/b4	3N2	Iso	ECLAZ	0.5	60%	0.036	0.68	YES	33	-2	-6	YES
		Alu	ECLAZ	0.5	60%	0.082	0.76	YES	33	-2	-6	YES
4bESG/18Ar/4/18Ar/b4ESG	3T6	Iso	ECLAZ	0.5	59%	0.036	0.68	YES	33	-2	-6	YES
		Alu	ECLAZ	0.5	59%	0.082	0.76	YES	33	-2	-6	YES
6b/18Ar/4/16Ar/b4	33U	Iso	ECLAZ	0.5	59%	0.036	0.68	YES	36	-2	-6	YES
		Alu	ECLAZ	0.5	59%	0.082	0.76	YES	36	-2	-6	YES
4b/16Ar/4/15Ar/ b44.2(VSG-S)	34N	Iso	ECLAZ	0.6	60%	0.036	0.73	YES	38*			no
		Alu	ECLAZ	0.6	60%	0.082	0.81	YES	38*			no
44b.2(VSG-S)/15Ar/ 4/12Ar/ b44.2(VSG-S)	3FH	Iso	ECLAZ	0.7	55%	0.036	0.81	YES	40*			no
		Alu	ECLAZ	0.7	55%	0.082	0.89	YES	40*			no
6b/18Ar/6/18Ar/b6	3FA	Iso	ECLAZ	0.5	58%	0.036	0.68	YES	34	-2	-5	YES
		Alu	ECLAZ	0.5	58%	0.082	0.76	YES	34	-2	-5	YES
6bESG/18Ar/6/18Ar/b6ESG	3FC	Iso	ECLAZ	0.5	57%	0.036	0.68	YES	34	-2	-5	YES
		Alu	ECLAZ	0.5	57%	0.082	0.76	YES	34	-2	-5	YES
8b/16Ar/6/18Ar/b6	3FB	Iso	ECLAZ	0.5	57%	0.036	0.68	YES	37	-2	-5	YES
		Alu	ECLAZ	0.5	57%	0.082	0.76	YES	37	-2	-5	YES
8bESG/16Ar/6/18Ar/b6ESH	3FE	Iso	ECLAZ	0.5	56%	0.036	0.68	YES	37	-2	-5	YES
		Alu	ECLAZ	0.5	56%	0.082	0.76	YES	37	-2	-5	YES
6b/16Ar/5/18Ar/ b44.2(VSG-S)	3F8	Iso	ECLAZ	0.5	58%	0.036	0.68	YES	41	-2	-6	YES
		Alu	ECLAZ	0.5	58%	0.082	0.76	YES	41	-2	-6	YES

Values for home pure with test certificate

**ATTENTION:**

Glass codes with U<sub>g</sub> better than 0.7 and aluminium spacers are not recommended due to the low temperature in the glass edge area and are available via special processing.

**U<sub>w</sub> values:**

Calculation acc. to EN ISO 10077; design: scheme A (1 sliding element, 1 fixed element); size 3800 x 2500 mm

**R<sub>w</sub> values:** design: scheme A

(1 sliding element, 1 fixed element); size 2660 x 2500 mm

**ECLAZ®**

Daylight is crucial for our human organism, our wellbeing and our health. Therefore, Internorm windows are equipped with premium glass coating ECLAZ® as standard. The blue components of the light spectrum are transported through the glass more and ensure up to 10 % more daylight. Compared to conventional market glazing, ECLAZ® is offering:

**More aesthetics** – colour-neutral outside view, a combination of function and aesthetics

**More light** – up to 10% more daylight – better for health and wellbeing – a significant advantage especially in the dark winter months\*

**Visual comfort** – for a brilliant view to the outside

**Room comfort** – makes living areas even lighter and friendlier

**Energy efficiency** – excellent insulation of interior thus reducing heating costs - increased energy efficiency in building - up to 11 % less CO<sub>2</sub> emissions

\* In direct comparison to same glass buildups.